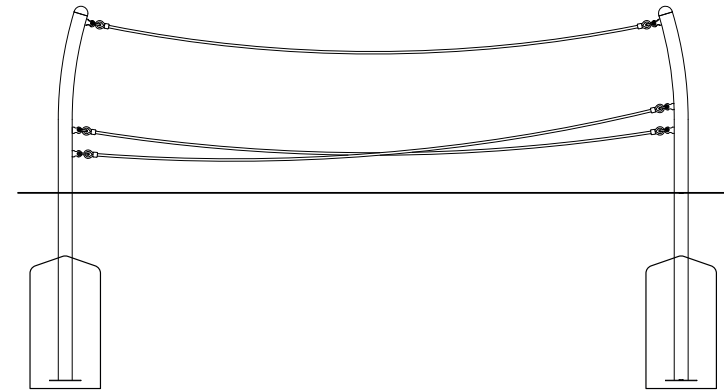
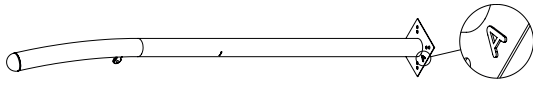

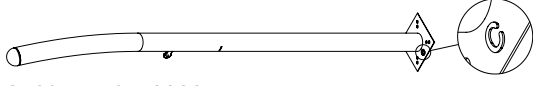
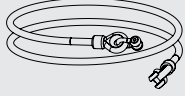
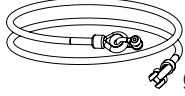

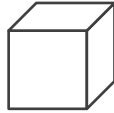



CC & BM




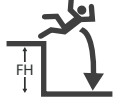
| | | | | |
|---|----------|----------------------------------------------------------------------------------------------------------|----|------|
| 1 | 78603003 |  2769 x 746 x 200mm | x1 | 26Kg |
| 2 | 78603004 |  2769 x 746 x 2000mm | x2 | 26kg |
| 3 | 78603005 |  2769 x 746 x 2000mm | x1 | 26kg |
| 4 | 78805044 |  Ø16 x 3612mm | x1 | 6Kg |
| 5 | 78805060 |  Ø16 x 3773mm | x2 | 6Kg |


S12

 kg
 122

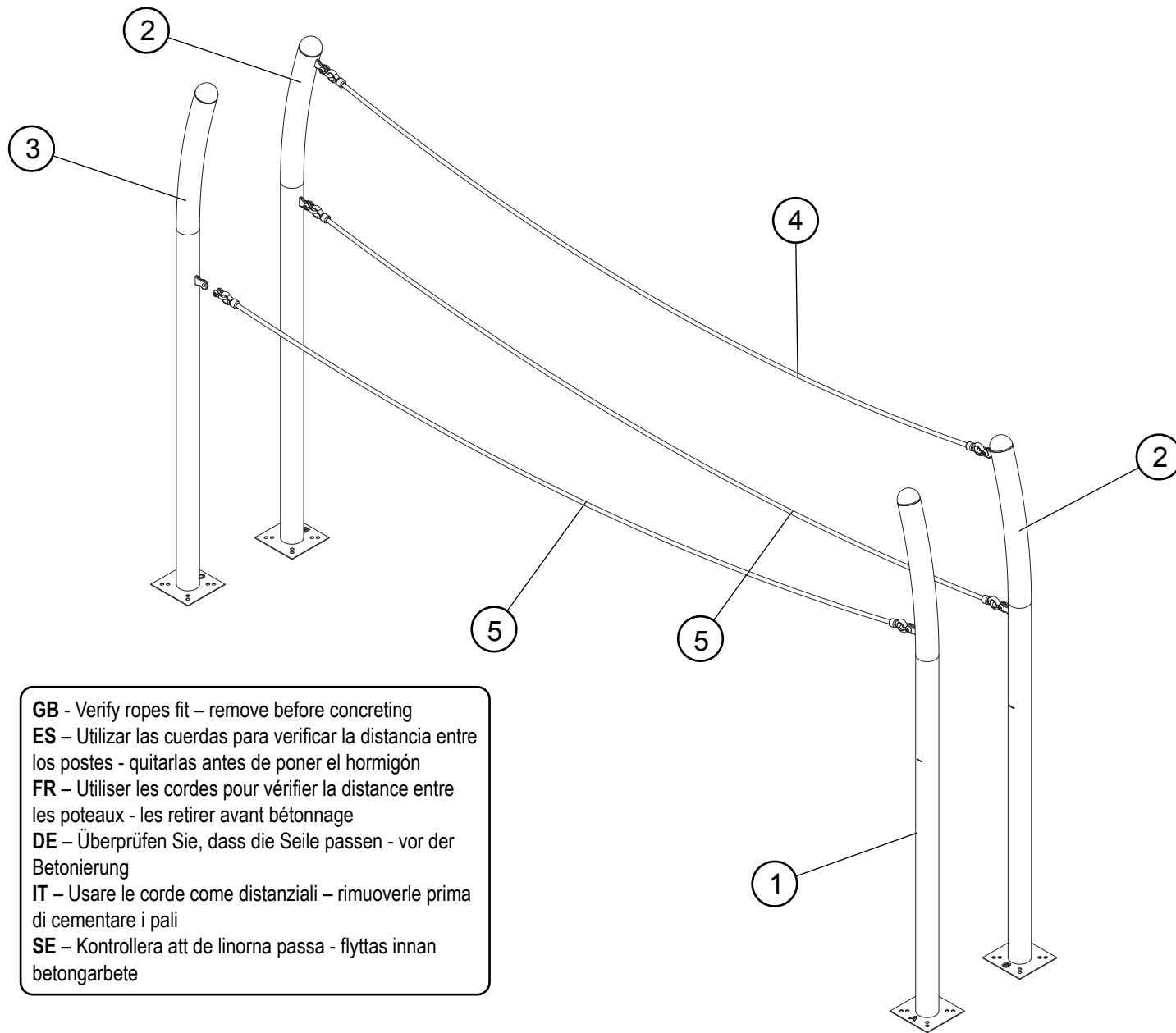
S15

 L x W x H (m)
 4.03 x 0.59 x 1.20

S13

 m³
 0.70


S14

 m²
 10 x 10

S6

 EN1176
 0.6m


S20

 2 x 6




S25



S2 (50mm)
≥C20-25



7 x 24h



101

